
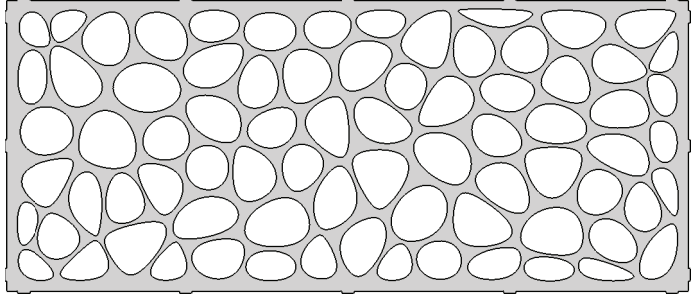


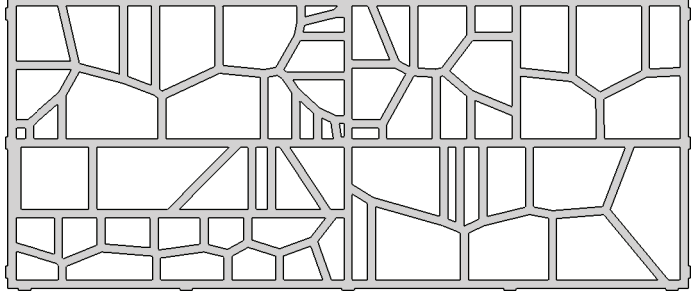
ART DECO




BAHAUS




BULLE



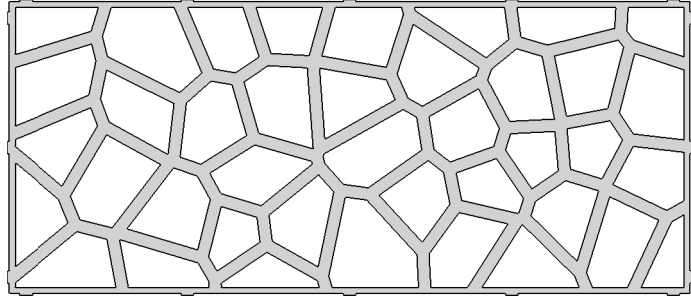
NEW YORK




OLIVIER




ONDES



POLYGONE

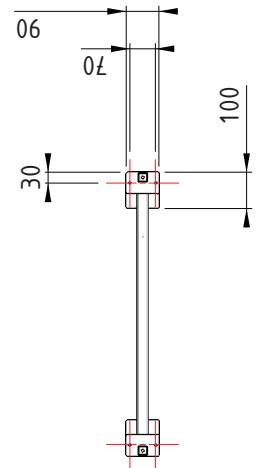


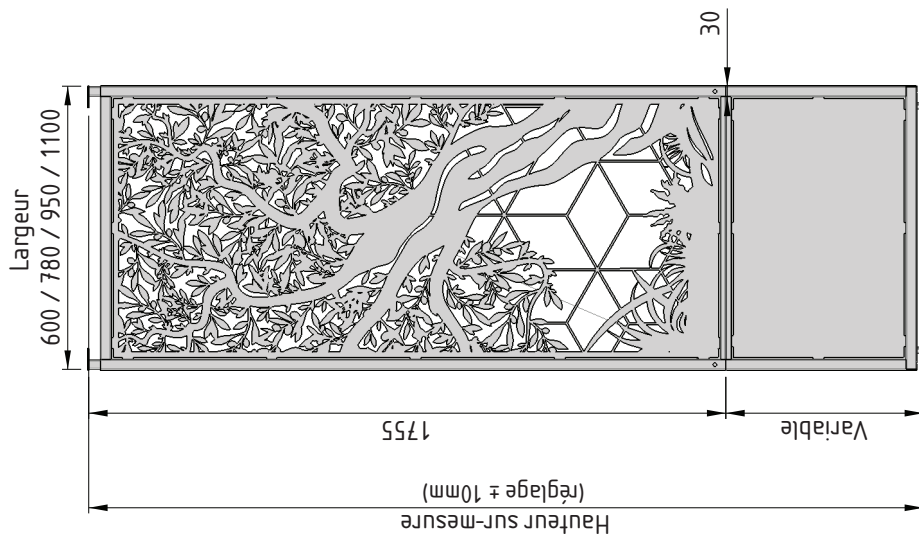
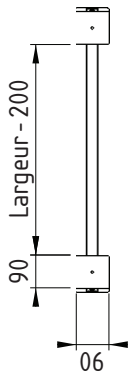


RICOCHE



TRAME

Produit : <b>Claustra</b>	Numéro : SO MO	Auteur : <b>MMM</b>
	Client : -	Date : <b>08/11/2022</b>
Contremarque : -	Quantité : -	Unités millimètres <b>1/3</b>
Mobilier Carrier 26 blv. de la salière 47410 Lauzun		

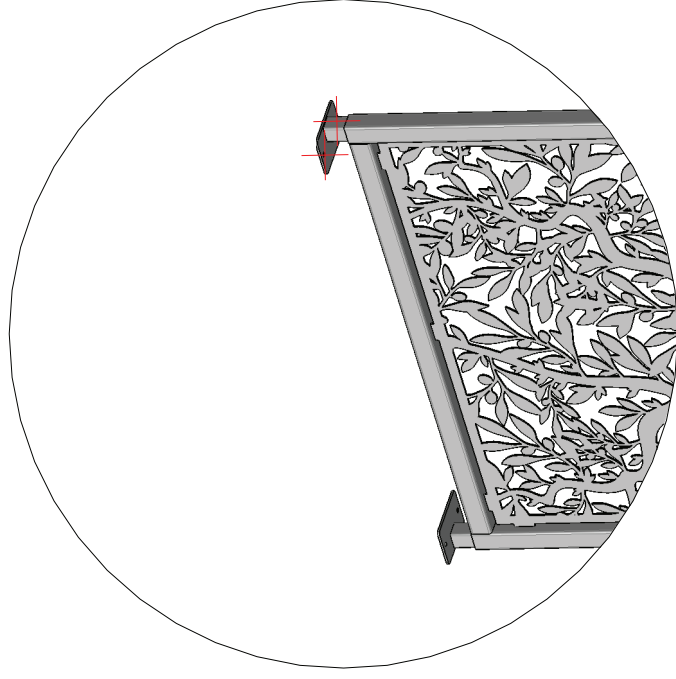
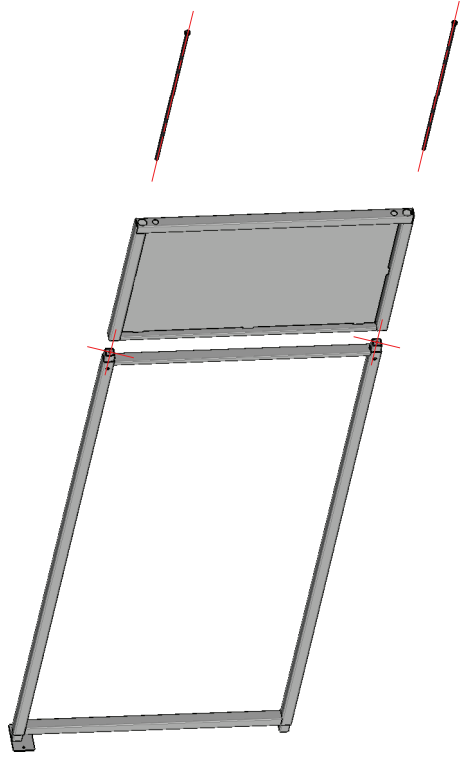


Produit : <b>Claustra</b>	Numéro : S0	Auteur : MMM
	M0	
Client : -	Quantité : -	Date : 08/11/2022
	Contremarque : -	Unités millimètres
		Folio 2/3
		Mobilier Carrier 26 blv. de la salière 47410 Lauzun

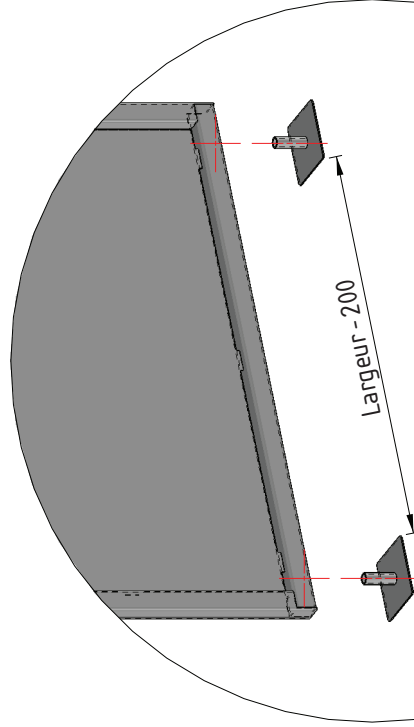


Montage :

1. Visser les tiges filetées dans la partie haute de la structure



4. Faire coulisser la partie haute jusqu'au plafond
5. Fixer la platine au plafond



2. Coller les pieds au sol
3. Insérer les pieds dans les 2 trous intérieur

Produit : <b>Claustra</b>	Numéro : SO MO	Auteur : MMM
Client : -	Quantité : -	Date : 08/11/2022
Contremarque : -	Couleur : -	Unités millimètres Folio 3/3
Mobilier Carrier 26 blv. de la salière 47410 Lauzun		

